



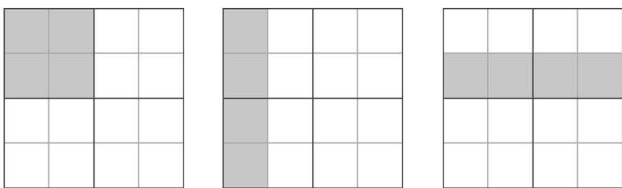
draw your own sudoku

To make your own sudoku puzzle draw a simple picture in each of these four boxes.



Use your pictures to plan a completed sudoku puzzle on this blank sudoku grid.

Find a way to arrange your pictures making sure that each of the four pictures appears once in every box, column and row.



You will need to use trial and error. If your first solution does not work cross out some squares and change the pictures.

Copy your puzzle on to the blank sudoku grid on the next page. Choose four or five of your squares to leave empty.

Ask somebody else to play your puzzle by drawing the missing pictures in the empty squares.

